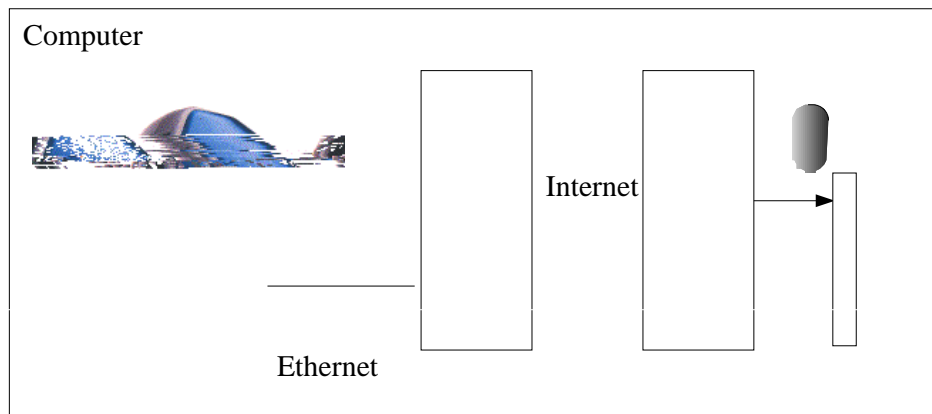


Introduction

~~WebWare~~/DSL DIGITAL SENTRY program. This is a

Memory: The program with its Preferences file will require about 1 MBytes of disk space, and a RAM size of about 5 MBytes.

Internet connection: A permanent Cable or DSL connection is recommended for this program to work in an unattended mode. A router/fire wall can be inserted between the Cable Modem and the computer



Software

Digital Sentry is a stand-alone program, as such it doesn't need any other program or external utility to run, except for the Mac operating system.

Operational Requirements

For the program to operate properly, The **SMTP host address** and the **destination Email address** have to be entered correctly in the registration dialog.

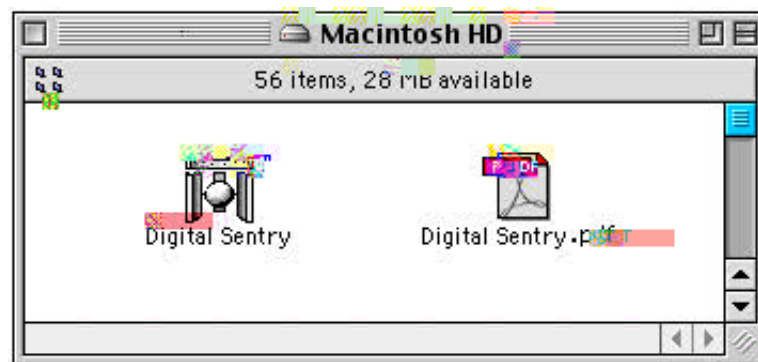
These setups are usually the same settings as the ones used by your existing Email Application. Note: as the program only sends Email, only the SMTP host address is required.

**NOTE: Be prepared to enter these
Email settings before double clicking
on the Digital Sentry program.**

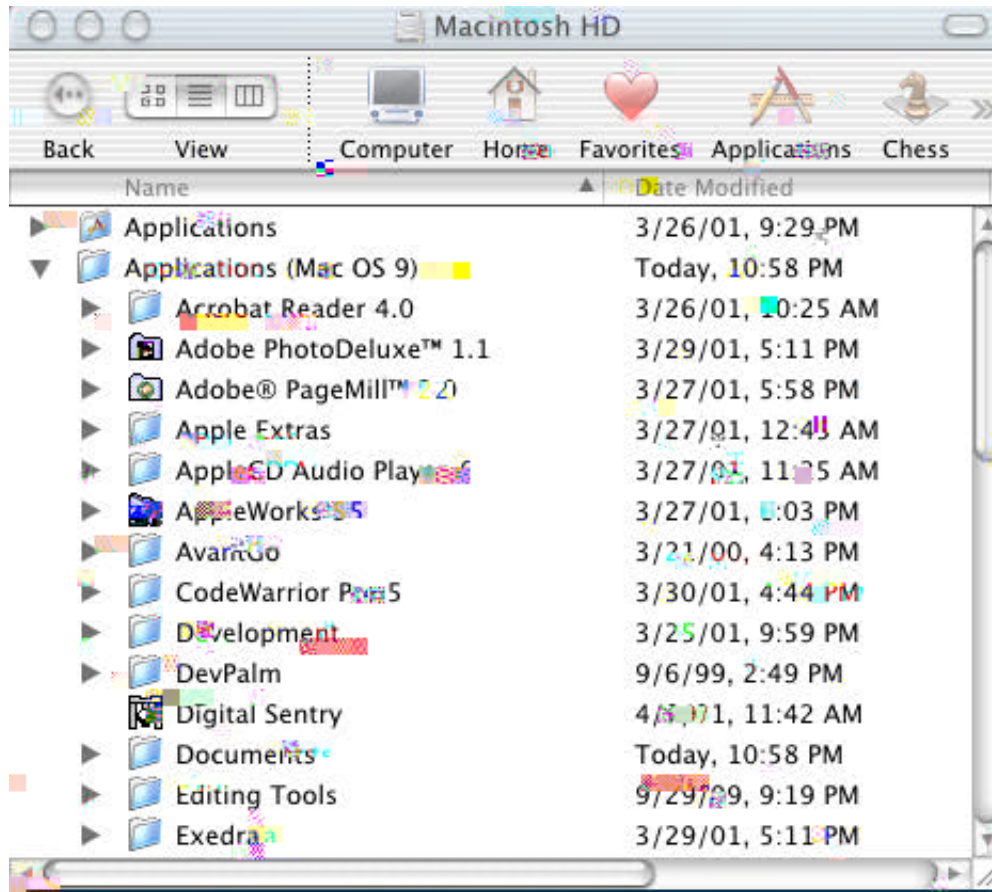
Installation

The Program is downloaded from <http://www.digitalexedra.ca/products/digitalsentry/download> as a Macintosh '.sit' stuffit file.

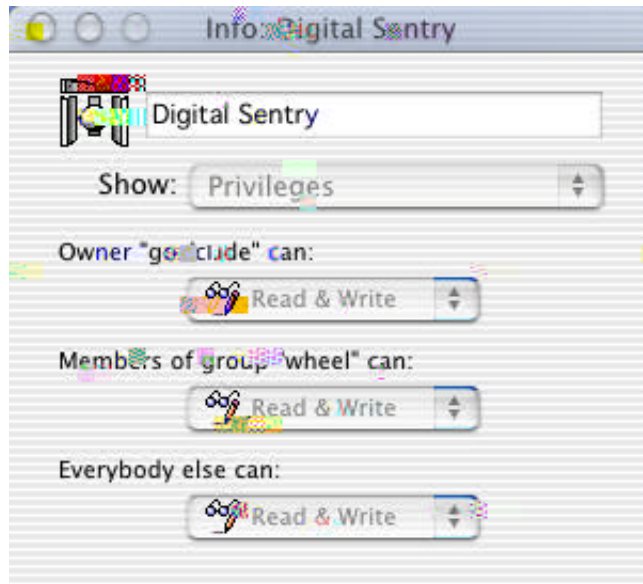
Double click or run Stuffit to uncompress the ".sit" folder. Open the Digital Sentry Folder created by stuffit. Inside you will find an icon for the program and an icon for the pdf documentation.



Digital Exedra Inc.



2. Select and get the File Info for the Digital Sentry program. Set the file privileges to "Everybody" so that all the users can access it.



Note: Digital Sentry is a Classic application, and as such, to run on OS X, it needs to load the Classic Environment. This unfortunately requires a wait time - about 72 seconds on a C233MHz G3 - before the Classic Environment is loaded.

Digital Sentry

Sorry, this key is invalid.

Run the program and enter the key again, or contact:

info@digitalixedra.ca

Quit

To modify the program parameters, remove the "Digital SentryPrefs" file (trash it), then restart the Digital Sentry program. A new "Digital Sentry Prefs" will be created. You will have to re-enter the parameters in the registration dialog and re-enter the Activation key after a new trial period has elapsed, but there is **no need to pay another fee**, as the original Activation Key should be re-used.

ERROR HANDLING

If your Internet Connection is not operating properly, and/or the SMTP host name and Email addresses are not correctly specified, or are invalid, the program will not send the Email ~~DIGITAL~~ terminate. One twr sflee systemuldepsiledept sraticithe

Digital Exedra Inc.



Appendix

OS 9.0 FAQ

There are no problems reported under OS 9.0.

OS 9.1 FAQ

Q: I have a router/fire wall between the computer and the cable modem. Digital Sentry does not send the Email after the router and the computer are switched ON. Subsequent launch of Digital Sentry (by double clicking the application) works fine. This problem never existed with the same hardware under OS 9.0.

A: *If you downloaded the free OS 9.1 update from the Apple site, in Feb 2001, or just use the OS 9.1 CD that came with OS X, you may experience a glitch in the way the Macintosh starts-up. Something crashes at start-up leaving an **Items Rescued from HD** folder in the trash can. This glitch unfortunately prevents Digital Sentry to send its E-mail. Digital Sentry might terminate without sending the E-mail (it beeps twice), or if it didn't beep, stays running, use the "file->Quit" menu item to manually terminate Digital Sentry.*

Remedy: Leaving the router/modem pair ON all the time and switching ON only the computer fixes the problem.

OS X FAQ

There are no problems reported under OS X.

About Box

About this Logo: The logo represents about this L03ulized Exedrogo represe repreenough toencloseExedrogo repw

Legal Notice

COPYRIGHT INFORMATION

**Copyright © 2000, 2001 Digital Exedra, Inc.
All Rights Reserved.**

TRADEMARKS

The trademarks, service marks, and logos (the "Trademarks") are registered and unregistered Trademarks of Digital Exedra, Inc. Nothing should be construed as granting, by implication, estoppel, or otherwise, any license or right to use any Trademark displayed in this documentation without the written permission of the Trademark owner. Digital Exedra, Inc. aggressively enforces its intellectual property rights to the fullest extent of the law. The name of Digital Exedra, Inc. or the Digital Exedra logo may not be used in any way, including in advertising or publicity pertaining to distribution of materials in this Documentation without prior, written permission.

All other trademarks and trade names are the property of their respective owners and used here for identification purposes only.

DISCLAIMER OF WARRANTY